



This document will show you how to add files to the Microsoft OneDrive OneDrive™ app so that you can share them.

Using the OneDrive™ app makes sense because:



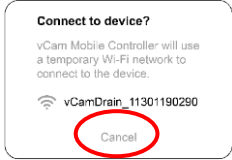


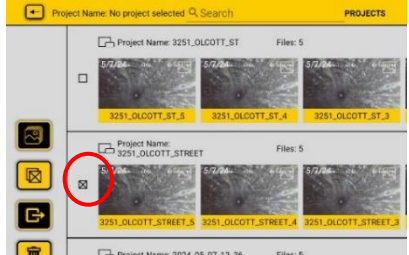

- The maximum file size an Email can handle is [25MB](#).
- The maximum size file you can send by text [depends on your carrier](#).

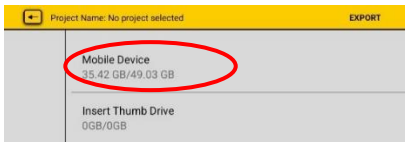
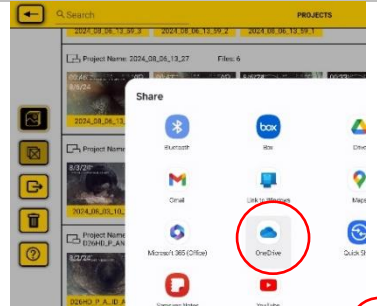
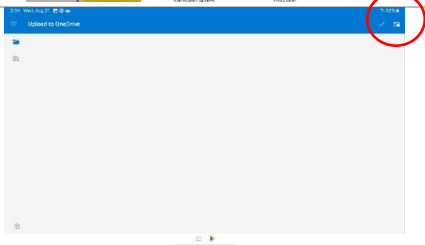
As a rule, you should stick to texting pictures and using a file-share app to share videos.

We highly recommend that you learn how to set up your OneDrive™ app for the best user experience. For example, you should learn how to add and structure folders to keep things organized. This link will help you get started with setting up your Microsoft OneDrive™. [Microsoft OneDrive Link](#)

## Using Android tablets and phones



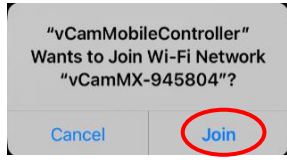

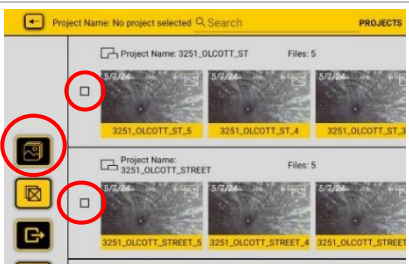
After you've created your video and JPEG files, disconnect from the control module or reel. You cannot send emails or share files while connected to the control module or reel.

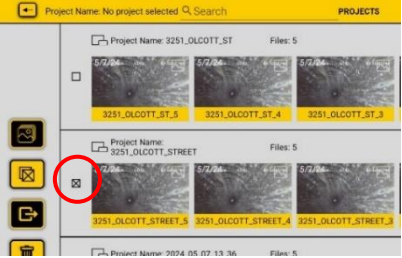
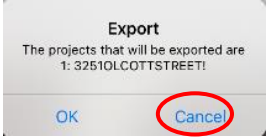
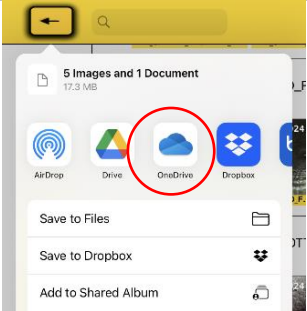
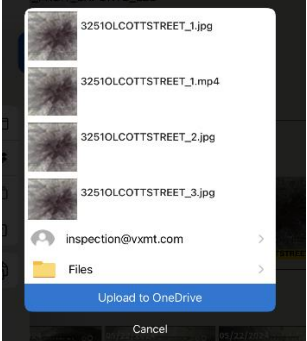
<p>1. Disconnect from the control module or reel by tapping the <b>Step Back/Exit</b> icon.</p>	
<p>2. Return to the VMC app Start screen and <b>select the product</b> with the files in its Gallery.</p>	
<p>3. Tap on <b>Cancel</b> when asked if you want to connect again. <b>Please do not connect to it.</b></p>	
<p>4. Tap on the <b>Gallery</b> icon to enter the Gallery</p>	
<p>5. In the Gallery, tap on the <b>Share</b> icon. It will turn from yellow to black, showing that it is active, and checkboxes will appear</p>	
<p>6. Tap on the box to mark the project you want to share.</p>	
<p>7. Tap the Share icon again and <b>OK</b> in the Export confirmation box.</p>	

<p>8. In the Export screen, tap on <b>Mobile Device</b>.</p>	
<p>9. Tap on the <b>OneDrive™</b> icon.</p>	
<p>10. Tap the <b>Check Mark</b> in the upper right corner to save the files to OneDrive.</p>	
<p>11. Open your OneDrive™ app and see the files that were exported into it.</p>	

### Using Apple tablets and phones

After you've created your video and JPEG files, disconnect from the control module or reel. You cannot send emails or share files while connected to the control module or reel.

<p>1. Disconnect from the control module or reel by tapping the <b>Step Back/Exit</b> icon.</p>	
<p>2. Return to the VMC app Start screen and <b>select the product</b> with the files in its Gallery.</p>	
<p>3. Tap on <b>Cancel</b> when asked if you want to connect again. <b>Please do not connect to it.</b></p>	
<p>4. Tap on the <b>Gallery</b> icon to enter the Gallery</p>	
<p>5. In the Gallery, tap on the <b>Share</b> icon. It will turn from yellow to black, showing that it is active, and checkboxes will appear</p>	

<p>6. Tap on the box to mark the project you want to share.</p>	
<p>7. Tap the <b>Share</b> icon again and OK in the Export confirmation box.</p>	
<p>8. Tap on the <b>OneDrive™</b> icon.</p>	
<p>9. Navigate to a folder to save the files and tap <b>Upload to OneDrive</b>.</p>	
<p>10. Open your OneDrive™ app and see the files that were exported into it.</p>	

Microsoft OneDrive is a trademark or registered trademark of Microsoft Corporation in the United States and other countries.  
 iOS is a Cisco Systems, Inc. trademark registered in the U.S.  
 Android, Google and Google Maps are registered trademarks of Google LLC.

**Vivax-Metrotech Corp. (Headquarters)**  
 3251 Olcott Street, Santa Clara, CA 95054, USA

T/Free: 1-800-446-3392  
 Tel: +1-408-734-3880  
 Fax: +1-408-734-1415  
 Email: SalesUSA@vxmt.com  
 Website: [www.vivax-metrotech.com](http://www.vivax-metrotech.com)

Visit us at [www.vivax-metrotech.com](http://www.vivax-metrotech.com) to view our full product line and worldwide locations.