



vLoc3-MLA

MARKER LOCATOR ADAPTER

- Depth of cover readings to markers
- Plug-and-play automatic recognition by receiver
- Use when needed – no need for two devices
- Locates balls, disks, full range & near surface markers
- Use as dedicated marker locator or dual utility and marker locator

The **vLoc3-MLA (Marker Locator Adapter)** is designed for easy, fast and accurate location of buried EMS markers. Once located the MLA will give depth of cover to the buried marker (in dedicated marker locate mode) with the touch of a button.

The MLA attaches to the bottom of vLoc3-Pro, vLoc3-XLF, vLoc3-9800 and vLoc3-5000 receivers. When attached and plugged in to the receivers two marker related operating modes are enabled. In the dedicated marker mode, the receiver screens show a peak bar graph with the signal strength from the marker, the marker type and depth to the marker. In the dual marker mode all the above are shown in addition to the standard utility locate screen including left/right arrows and compass.

The plug-and-play MLA will detect any one of nine marker types, in good conditions.



Dedicated Marker Locate Mode Screens



Dual Mode Marker and Utility Locate Screens






























The MLA works with all vLoc3 series receivers

vLoc3-Pro vLoc3-9800 vLoc3-5000 vLoc3-XLF



Simple clip-on and plug-in installation



vLoc3-MLA Marker Locator Adapter Specifications																															
Construction	High impact ABS injection molded housing																														
Weight & Dimensions	1.76lbs (0.8kg), 8.2in(L) x 6.2in(W) x 4in(H) (208mm x 157mm x 102mm)																														
Display	Per vLoc3 series receiver showing: Response to marker balls Marker reference number and icon Circular bar graph and variable pitch tone to indicate signal strength																														
Power	Powered by the vLoc3 series receiver																														
Operating frequencies	<table border="1"> <thead> <tr> <th>Ref #</th> <th>Utility</th> <th>Frequency (Hz)</th> </tr> </thead> <tbody> <tr> <td>1</td> <td> Power (Red)</td> <td>169,800Hz</td> </tr> <tr> <td>2</td> <td> Water (Blue)</td> <td>145,700Hz</td> </tr> <tr> <td>3</td> <td> Sanitary (Green)</td> <td>121,600Hz</td> </tr> <tr> <td>4</td> <td> Telephone (Orange)</td> <td>101,400Hz</td> </tr> <tr> <td>5</td> <td> Gas (Yellow)</td> <td>83,000Hz</td> </tr> <tr> <td>6</td> <td> CATV (Orange/Black)</td> <td>77,000Hz</td> </tr> <tr> <td>7</td> <td> Non-potable Water (Purple)</td> <td>66,350Hz</td> </tr> <tr> <td>8</td> <td> EDF (French Power) (Natural)</td> <td>40,000Hz</td> </tr> <tr> <td>9</td> <td> Power Europe (Blue/Red)</td> <td>134,000Hz</td> </tr> </tbody> </table>	Ref #	Utility	Frequency (Hz)	1	 Power (Red)	169,800Hz	2	 Water (Blue)	145,700Hz	3	 Sanitary (Green)	121,600Hz	4	 Telephone (Orange)	101,400Hz	5	 Gas (Yellow)	83,000Hz	6	 CATV (Orange/Black)	77,000Hz	7	 Non-potable Water (Purple)	66,350Hz	8	 EDF (French Power) (Natural)	40,000Hz	9	 Power Europe (Blue/Red)	134,000Hz
	Ref #	Utility	Frequency (Hz)																												
	1	 Power (Red)	169,800Hz																												
	2	 Water (Blue)	145,700Hz																												
	3	 Sanitary (Green)	121,600Hz																												
	4	 Telephone (Orange)	101,400Hz																												
	5	 Gas (Yellow)	83,000Hz																												
	6	 CATV (Orange/Black)	77,000Hz																												
	7	 Non-potable Water (Purple)	66,350Hz																												
8	 EDF (French Power) (Natural)	40,000Hz																													
9	 Power Europe (Blue/Red)	134,000Hz																													
Operating modes	<ul style="list-style-type: none"> - Line Location Receiver - Marker Locator - Dual mode operation: Peak response combined with Marker-Ball Detection 																														
Environmental	IP54 and NEMA 4																														

Compatible Receivers



vLoc3-Pro



vLoc3-9800



vLoc3-5000



vLoc3-XLF

Local Vivax-Metrotech Distributor:

Vivax-Metrotech Corporation

3251 Olcott Street, Santa Clara, CA 95054, USA

T/Free: 1-800-446-3392

Tel: +1-408-734-1400

www.vivax-metrotech.com

CONNECT WITH US ON SOCIAL MEDIA



V1.2

Please visit our website for full product specifications.